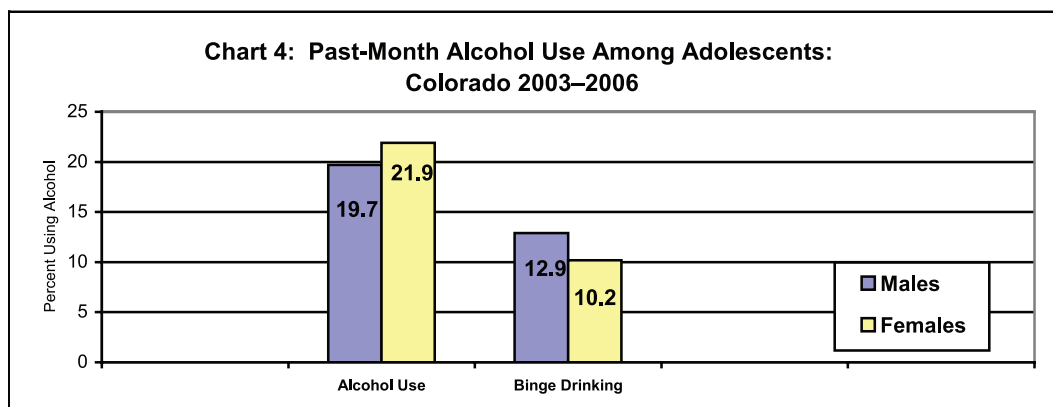


Adolescent Alcohol Use and Abuse in Colorado

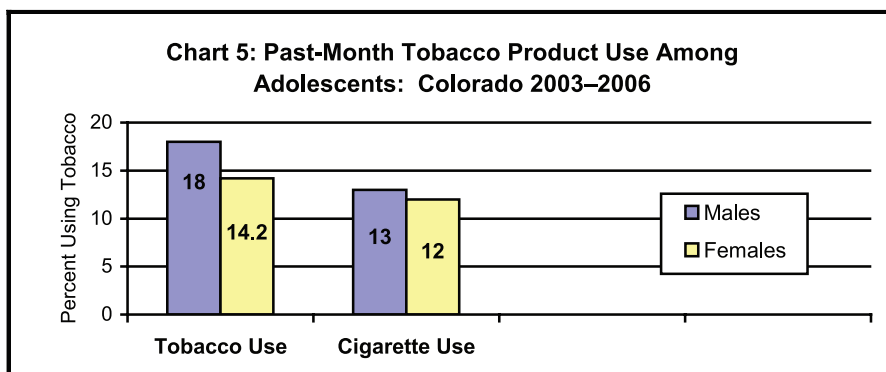
- 20.8 percent of adolescents (81,000) used alcohol in the past month, and 11.6 percent (45,000) engaged in binge drinking. Binge drinking is defined as 5 or more drinks on the same occasion on at least 1 day of past 30 days.
- Rates of current alcohol use and past month binge drinking among Colorado adolescents were similar between males and females; 19.7 percent of males and 21.9 percent of females currently used alcohol, and 12.9 percent of males and 10.2 percent of females engaged in binge drinking in the month prior to the interview (Chart 4).



Source: NSDUH 2003–2006.

Adolescent Tobacco Use

- During the month prior to the interview, 23,000 females and 26,000 males in Colorado used cigarettes, and 36,000 males and 27,000 females used any form of tobacco.
- Rates of past-month tobacco use behaviors were similar between Colorado males and females (Chart 5).

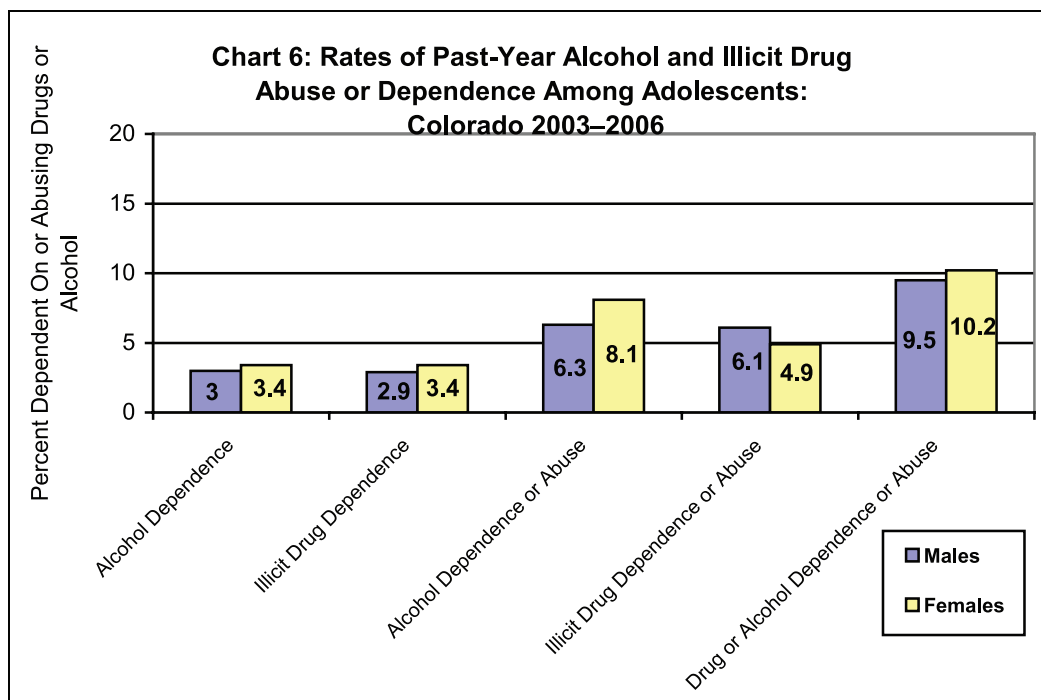


Source: NSDUH 2003–2006.

Adolescent Alcohol and Illicit Drug Dependence or Abuse⁵

According to the 2003–2006 NSDUH:

- Nationwide nearly 1.5 million adolescents were dependent on or abused alcohol in the past year and more than 1.2 million adolescents were dependent or abused illicit drugs.
- Overall, the rates of past-year abuse or dependence on alcohol were significantly higher for females than males (6.0 v. 5.4 percent), but rates of past-year abuse or dependence on illicit drugs were similar between males and females.
- In Colorado, rates of alcohol and drug dependence or abuse were similar between males and females; 19,000 males and 19,000 females abused or were dependent on alcohol or drugs (Chart 6).



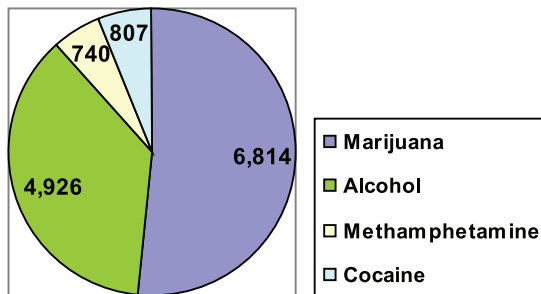
Source: NSDUH 2003–2006.

ADOLESCENT SUBSTANCE ABUSE TREATMENT

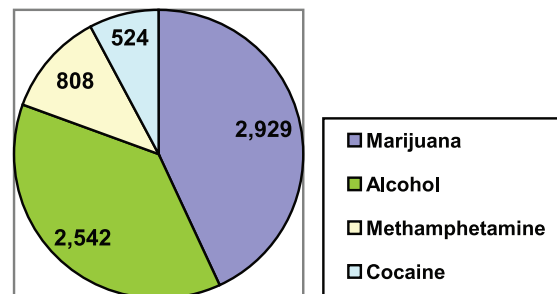
State treatment data for substance use disorders are derived from two primary sources:

(1) National Survey of Substance Abuse Treatment Services (N-SSATS),⁶ an annual 1-day census of clients in treatment and (2) the Treatment Episode Data Set (TEDS),⁷ which provides information on annual treatment admissions.

**Chart 8: Substances Mentioned at Treatment Admissions:
Colorado Males: 2003–2006**



**Chart 9: Substances Mentioned at Treatment Admissions:
Colorado Females: 2003–2006**



Source: TEDS 2003–2006.

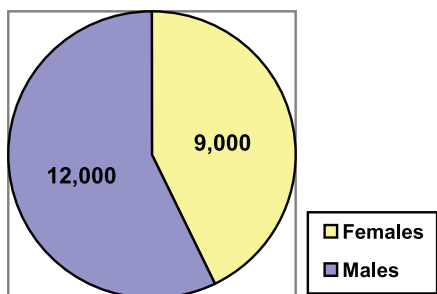
UNMET NEED FOR SUBSTANCE ABUSE TREATMENT

NSDUH 2003–2006 estimates that more than 1.16 million adolescents needed but did not receive treatment for illicit drug problems and more than 1.3 million needed but did not receive treatment for alcohol problems. NSDUH defines “unmet treatment need” as an individual who meets the criteria for abuse of or dependence on illicit drugs or alcohol according to the Diagnostic and Statistical Manual of Mental Disorders, 4th edition (DSM-IV), but who has not received specialty treatment for that problem in the past year.

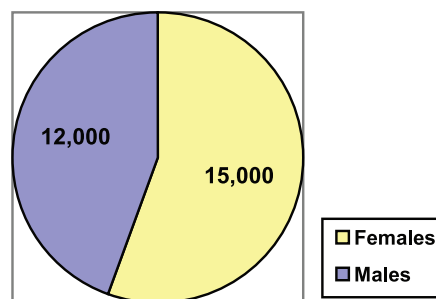
In 2003–2006,

- There were no significant differences in rates of the unmet need for treatment between males and females.
- 20,000 Colorado adolescents (12,000 males and 9,000 females) needed but did not receive treatment for past year drug problems (Chart 10).
- 15,000 females (8.1 percent) and 12,000 males (5.8 percent) needed but did not receive treatment for alcohol problems (Chart 11).

**Chart 10: Unmet Need for Adolescent Drug Treatment:
Colorado 2003–2006**



**Chart 11: Unmet Need for Adolescent Alcohol Treatment:
Colorado 2003–2006**



Source: NSDUH 2003–2006.

ADOLESCENT MENTAL HEALTH

Major Depressive Episodes

NSDUH uses the DSM-IV to define a “major depressive episode” as a period of 2 or more weeks during which the individual experiences loss of interest, depressed mood, or loss of pleasure, and four or more additional symptoms.

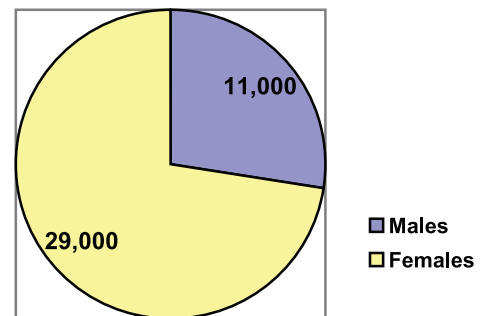
- MDEs impacted more than 2.1 million adolescents nationwide in the year prior to the 2004–2006 NSDUH surveys.
- Overall, adolescent females were almost three times more likely than adolescent males to experience a past-year MDE (12.7 v. 4.6 percent).

Major Depressive Episodes Among Colorado Adolescents

From 2004–2006, approximately 385,000 adolescents lived in Colorado; 197,000 males and 188,000 females.

- During this time period the prevalence patterns of MDEs among adolescent males and females in Colorado were similar to the national patterns; adolescent females in Colorado were more than twice as likely as adolescent males to have experienced an MDE in the past year (15.3 v. 5.6 percent) (Chart 12).

Chart 12: Past-Year Major Depressive Episodes: Colorado Adolescent Males and Females



Source: NSDUH 2004–2006.

Adolescent Mental Health Treatment in Colorado⁸

- In 2006, Colorado State Mental Health Authority (CSMHA) served 27,573 youth aged birth to 17 years, primarily through community programs.
- CSMHA clients aged birth to 17 years accounted for 38 percent of CSMHA’s total client population in 2006.
- Of the 27,573 youth served by CSMHA, 70 percent met the Federal definition for a serious emotional disturbance (SED),⁹ and 8 percent had co-occurring mental health and alcohol and other drug (AOD) disorders.

For Further Information

Adolescent Behavioral Health in the United States:

Full Report is available at:

<http://www.samhsa.gov/statesinbrief/>

A comprehensive listing of all NSDUH measures for every State is available at:

<http://oas.samhsa.gov/statesList.cfm>.

Also, information about variations in incidence and prevalence of the NSDUH substance abuse and mental health measures within each State is available at:

<http://oas.samhsa.gov/metro.htm>.

Data Sources

Facility Data: National Survey of Substance Abuse Treatment Services (N-SSATS)–2006 is available at: **<http://www.dasis.samhsa.gov>**.

Center for Mental Health Services Uniform Reporting System Output Tables 2006 is available at: **<http://mentalhealth.samhsa.gov/cmhs/MentalHealthStatistics/URS2006.asp>**.

Substance Abuse Treatment Data: Treatment Episode Data Set–Concatenated File–is available from the Substance Abuse and Mental Health Data Archive: **<http://www.icpsr.umich.edu/SDA/SAMHDA>**.

Mental Health Treatment Data: Center for Mental Health Services Uniform Reporting System Output Tables 2006 is available at: **<http://mentalhealth.samhsa.gov/cmhs/MentalHealthStatistics/URS2006.asp>**.

¹NSDUH is directed by the Substance Abuse and Mental Health Services Administration and provides information on the incidence and prevalence of substance use in the population and the problems associated with use. The survey collects information on the sociodemographic characteristics of users, perceptions of risk and availability, and mental health issues. Since 1999, the NSDUH sample has been designed to provide State-level estimates, based on about 67,500 respondents per year.

²NSDUH defines “illicit drugs” to include marijuana/hashish, cocaine (including crack), inhalants, hallucinogens, heroin, or prescription-type drugs used nonmedically. “Nonmedical” use is defined as use not prescribed for the respondent by a physician or used only for the experience or feeling the drug(s) caused. Nonmedical use of any prescription-type pain reliever, sedative, stimulant, or tranquilizer does not include over-the-counter drugs. Non-medical use of stimulants includes methamphetamine use.

³Substance Abuse and Mental Health Services Administration. (2008). *Results from the 2007 National Survey on Drug Use and Health: National Findings* (Office of Applied Studies, NSDUH Series H-34, DHHS Publication No. SMA 08-4343). Rockville, MD.

⁴The White House, Executive Office of the President (2009). *National Drug Control Policy: 2009 Annual Report* (Chapter 1). [Available at: <http://www.whitehousedrugpolicy.gov/publications/policy/ndcs09/chapter1.pdf>]

⁵Questions in NSDUH are used to classify persons as being dependent on or abusing specific substances based on criteria specified in the Diagnostic and Statistical Manual of Mental Disorders, 4th edition (DSM-IV) (American Psychiatric Association, 1994).

⁶The National Survey of Substance Abuse Treatment Services (N-SSATS) is designed to collect information from all facilities in the United States, both public and private, that provide substance abuse treatment. N-SSATS does not collect information from the following three types of facilities: nontreatment halfway houses; jails, prisons, or other organizations that treat incarcerated clients exclusively; and solo practitioners.

⁷TEDS is an admissions-based system, and TEDS admissions do not represent individuals. For example, an individual admitted to treatment twice within a calendar year would be counted as two admissions. TEDS collects information on up to three substances of abuse that lead to the treatment episode. These are not necessarily a complete enumeration of all drugs used at the time of admission.

⁸The Uniform Reporting System (URS) consists of 21 standardized tables (12 basic tables and 9 developmental tables) that State mental health agencies (SMHA) submit each December in their Community Mental Health Services Block Grant Implementation Report to the Substance Abuse and Mental Health Services Administration’s Center for Mental Health Services. The URS data submitted by the States has been used to create 14 different output tables that show performance on issues of access, appropriateness, outcomes, and system management. The intent of the URS tables is to allow both (1) the tracking of individual State performance over time, and (2) the aggregation of State information to develop a national picture of the public mental health systems of the States.

⁹The Federal definition of “serious emotional disturbance” (SED) is provided by the Individuals with Disabilities Education Act (IDEA).